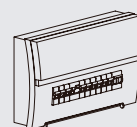


Installation Procedure

WARNING

1. Switch off before installation.
2. Switch on only after complete installation and examination of the circuit.
3. Professional electrician for installation and maintenance only.

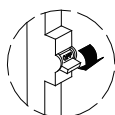


Turn Off
Power Supply

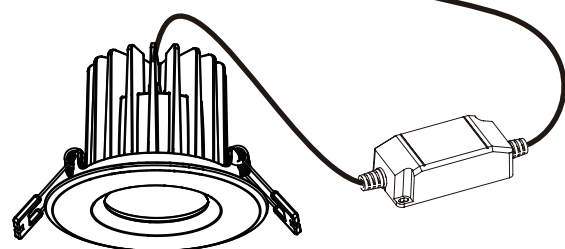
Downlight

Cutout (refer to cutout table)

IBSP112CT085H48 Cutout: $\Phi 80\text{mm}$
IBSP112CT085H68 Cutout: $\Phi 80\text{mm}$
IBSP112CT085H96 Cutout: $\Phi 80\text{mm}$

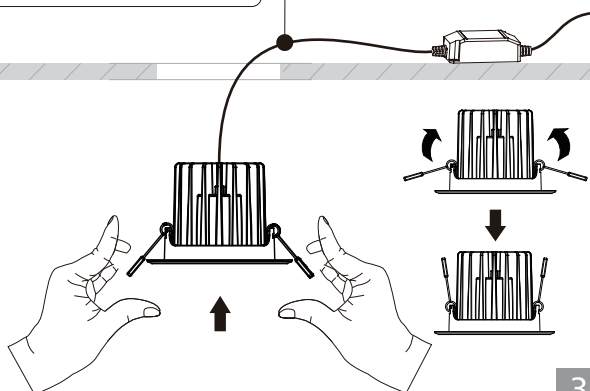


1 2

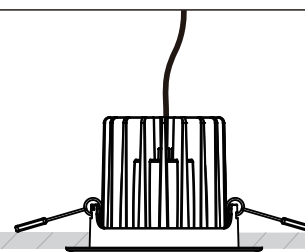


Connect power supply

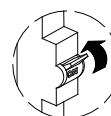
If the external flexible cable or cord of this luminaire is damaged, it shall be exclusively replaced by the manufacturer or his service agent or a similar qualified person in order to avoid a hazard.



3 4



COMPLETE



The light source contained in this luminaire shall only be replaced by the manufacturer or his service agent or a similar qualified person.



Caution, risk of
Electric shock.