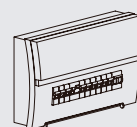


## Installation Procedure

### WARNING

1. Switch off before installation.
2. Switch on only after complete installation and examination of the circuit.
3. Professional electrician for installation and maintenance only.

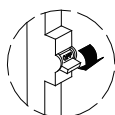


Turn Off  
Power Supply

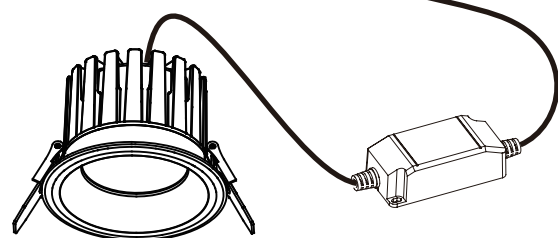
## Downlight

Cutout (refer to cutout table)

IBSP115CT075H57	Cutout: $\Phi$ 75mm
IBSP115CT075H78	Cutout: $\Phi$ 75mm
IBSP115CT075H105	Cutout: $\Phi$ 75mm

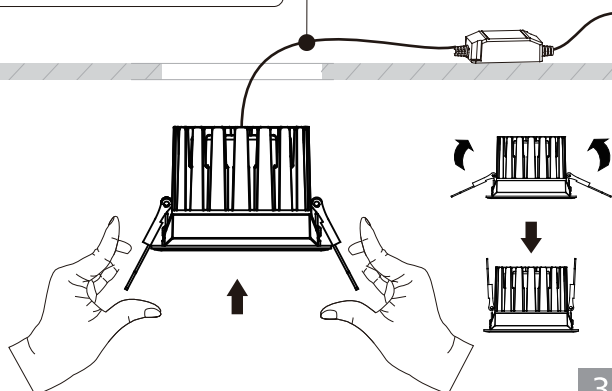


1 2




Connect power supply

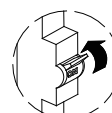
If the external flexible cable or cord of this luminaire is damaged, it shall be exclusively replaced by the manufacturer or his service agent or a similar qualified person in order to avoid a hazard.



3 4



COMPLETE



The light source contained in this luminaire shall only be replaced by the manufacturer or his service agent or a similar qualified person.



Caution, risk of  
Electric shock.